

# Low Power Splitters

## 174 – 230 MHz, 470 – 860 MHz and 1425 – 2000 MHz

# TAYLOR

### 174 – 230 MHz

Type No.	768 343	768 334	768 344	768 335	768 345	768 336
Connector (female)	N	7-16	N	7-16	N	7-16
Max. power (at 50 °C ambient temp.)	1 kW	2 kW	1 kW	2 kW	1 kW	2 kW
Number of outputs	2		3		4	
Frequency range	174 – 230 MHz					
Impedance	50 Ω					
VSWR	< 1.07					
Insertion loss	< 0.05 dB					
Max. size	800 / 82 / 82 mm					

### 470 – 860 MHz

Type No.	768 340	768 331	768 341	768 332	768 342	768 333
Connector (female)	N	7-16	N	7-16	N	7-16
Max. power (at 50 °C ambient temp.)	500 W	1 kW	500 W	1 kW	500 W	1 kW
Number of outputs	2		3		4	
Frequency range	470 – 860 MHz					
Impedance	50 Ω					
VSWR	< 1.07					
Insertion loss	< 0.05 dB					
Max. size	520 / 82 / 82 mm					

### 1425 – 2000 MHz

Type No.	K 63 55 81	K 63 55 8	K 63 56 81	K 63 56 8	K 63 57 81	K 63 57 8
Connector (female)	N	7-16	N	7-16	N	7-16
Max. power (at 50 °C ambient temp.)	200 W	700 W	200 W	700 W	200 W	700 W
Number of outputs	2		3		4	
Frequency range	1425 – 2000 MHz					
Impedance	50 Ω					
VSWR	< 1.1					
Insertion loss	< 0.05 dB					
Max. size	160 / 82 / 82 mm					


Material: Case: Aluminum.  
Inner conductor: Brass.

Mounting: Bracket included for wall mounting.  
May be attached to tubular masts using clamps listed below (order separately).

Type No.	Description	Remarks
736 801	1 clamp	Mast: 34 – 60 mm diameter
736 802	1 clamp	Mast: 60 – 80 mm diameter
736 803	1 clamp	Mast: 80 – 100 mm diameter
736 804	1 clamp	Mast: 100 – 120 mm diameter
736 805	1 clamp	Mast: 120 – 140 mm diameter



Made to order  
phase matched leads  
available




# Medium Power Splitters

47 ... 88 MHz, 87.5 – 108 MHz,  
174 – 230 MHz, 470 – 860 MHz

# TAYLOR

- All power splitters are matched in the whole frequency range with VSWR < 1.05.
- The additional tuning unit can be used to optimize the input impedance of the antenna system on site.
- Special versions with unequal power splitting, alternative connectors or up to 12 outputs are available on request.
- Power splitters for 66 – 72 MHz, 76 – 82 MHz, 82 – 88 MHz are available on request.

Frequency range	47 ... 88 MHz	87.5 – 108 MHz	174 – 230 MHz	470 – 860 MHz
Length approx.	2400 mm	1650 mm	845 mm	560 mm
with tuning unit approx.	2600 mm	–	1500 mm	860 mm
Input power	3 kW	2.5 kW	2 kW	1 kW
Connectors	7-16 female (other connectors upon request)			
Impedance	50 Ω			
VSWR	< 1.05			
Insertion loss	< 0.05 dB			



759 044



- Material:** Outer conductor: Brass with protective grey paint.  
Inner conductor: Brass or aluminum.
- Mounting:** On flat surfaces using the standard mounting equipment supplied (Bracket arm, 130 mm). To tubes of 30 – 340 mm diameter by means of 2 tension band clamps Type No. 759 044 (please order separately).
- Pressurization:** The pressurization-tight transformer casing has an opening to balance out excess pressure.  
For pressurized operation (typically at 300 mbar) this opening must be closed with the supplied sealing screw.
- Weather protection:** The RF connectors can be additionally protected with the sealing tape (please order separately).

Number of outputs	Type Numbers of available power splitters – without tuning unit						– with tuning unit	
	47 – 54 MHz	54 – 61 MHz	60 – 68 MHz	87.5 – 108 MHz	174 – 230 MHz	470 – 860 MHz	174 – 230 MHz	470 – 860 MHz
2	765 814	765 814	765 814	770 144	770 510	764 485	770 516	764 493
3	765 815	765 820	765 825	770 145	770 511	764 486	770 517	764 494
4	765 816	765 821	765 826	770 146	770 512	764 487	770 518	764 495
5	765 817	765 822	765 827	770 147	770 513	764 488	770 519	764 496
6	765 818	765 823	765 828	770 148	770 514	764 489	770 520	764 497
8	765 819	765 824	765 829	770 149	770 515	764 491	770 521	764 499

# High Power Splitters

47 ... 88 MHz, 87.5 – 108 MHz,  
174 – 230 MHz, 470 – 860 MHz

# TAYLOR

- All power splitters are matched in the whole frequency range with VSWR < 1.05.
- The additional tuning unit can be used to optimize the input impedance of the antenna system on site.
- Special versions with unequal power splitting, alternative connectors or up to 16 outputs are available on request.

Frequency range	47 ... 88 MHz	87.5 – 108 MHz	174 – 230 MHz	470 – 860 MHz
Length approx.	2400 mm	1700 mm	850 mm	700 mm
with tuning unit approx.	2600 mm	–	1500 mm	1000 mm
Input power	1 – 200 kW	1 – 200 kW	1 – 150 kW	1 – 70 kW
Connectors	7-16, 13-30, 7/8", 1 5/8", 3 1/8", 4 1/2", 6 1/8" EIA flange (or other connectors upon request)			
Impedance	50 Ω			
VSWR	< 1.05 in each frequency range			
Insertion loss	< 0.05 dB			

- Material:** Outer conductor: Brass with protective grey paint.  
Inner conductor: Brass or aluminum.
- Mounting:** On flat surfaces using the standard mounting equipment consisting of 2 bracket arms (supplied) or steel frame (order separately).
- Pressurization:** The pressurization-tight transformer casing has an opening to balance out excess pressure.  
For pressurized operation (typically at 300 mbar) this opening must be closed with the supplied sealing screw.
- Weather protection:** The RF connectors can be additionally protected with the sealing tape (please order separately).

There are no part numbers for these high power splitters as they are custom made.  
There are a infinite number of options .  
Please specify your requirements ,power,number of ways,frequency,and connectors required.



Example:  
Tunable 16-way splitter with different power splitting and with a measuring link.



Example:  
4-way splitter with standard-attachment.

# Low Power Splitters 87.5 – 108 MHz

# TAYLOR


- With fixed cables type RG-214/U.

Type No.	768 745	768 746	769 222	769 167	769 221
Number of outputs	2	3	4	5	6
Cable length in mm	3000	4000	6000	6000	6000
	(other cables or connectors upon request)				
Input connector	7-16 female				
Output connector	7-16 male				
Frequency range	87.5 – 108 MHz				
VSWR	< 1.07				
Impedance	50 Ω				
Input power	1 kW (at 40 °C ambient temperature)				
Weight	5 kg (without cables)				
Length	1575 mm				

Material: Inner conductor and outer conductor: Aluminum.

Mounting: E.g. with 2 pieces standard mounting kits type no. 771 384 (please order separately).

Scope of supply: Splitter without mounting clamps.



769 222

**Mounting:** Standard mounting kit type no. 771 384

